



Laatikko (Vakio, ei hidastinta)




Helppo työkaluton
asennus


SUPRAKIT




Aseta laatikon osat omille
paikoilleen




Työnnä pohjalevy valmiiseen
uraan



Liitä etulevy paikalleen



Käännä 180 astetta



Säätövara +/- 2 mm.

Korkean laatikon reelingit

